

Market Commentary

Overnight global action was positive : On 15th Sept , U.S. markets were positive with S&P 500 up by +31.02 pts (+0.47%), Dow Jones was up by +49.97 pts (+0.11%) and Nasdaq was up by +201.59 pts (+0.84%). India VIX was down by ~2.72%. GIFT Nifty is trading flat at ~25,167 (-13.50 pts, +0.05%) indicating Indian markets will open positive.

On 15th Sept, advance decline ratio on NSE was 1711 : 1356 and BSE was 2209 : 2008, which showed strength in the overall markets.

Index Options Data Analysis:

Sensex max call OI and max put OI both are at 82,000 with PCR of 0.91

Nifty max call OI is at 25,100 and max put OI is at 25,000 with PCR of 1.03

Bank Nifty max call OI is at 55,000 and max put OI is at 54,000 with PCR of 1.00

Securities in Ban for F&O Trade for 16-SEP-2025:

RBLBANK, OFSS, HFCL, ANGELONE

Sectors in Focus:

REALTY: Nifty Realty index was up by +2.41% with **ANANTRAJ (+9.98%)**, **PRESTIGE (+3.44%)** and **BRIGADE (+2.58%)** contributing positively to the index.

PSU Bank: Nifty PSU Bank index was up by +0.60%, **UCO Bank (+1.62%)**, **MAHA Bank (+1.48%)** and **CANBank (+1.39%)** were supporting the index.

Energy: Nifty Energy index was up by +0.54% with **AEGISLOG(+6.66%)**, **CESC (+4.09%)** and **NHPC (+3.53%)** among the top gainers.

Pharma: Nifty Pharma index was down by -0.64% with **CIPLA (-1.75%)**, **BIOCON (-1.68%)** and **GLENMARK (-1.66%)** among the laggards.

IT: Nifty IT index was down by -0.58%, top losers were **INFY (-1.12%)**, **PRESISTENT (-0.81%)** and **TCS (-0.67%)**.

AUTO: **M&M (-1.66%)**, **EICHERMOTO (-1.11%)** and **BOSHLTD (-0.78%)** dragged the Nifty Auto index by -0.39%

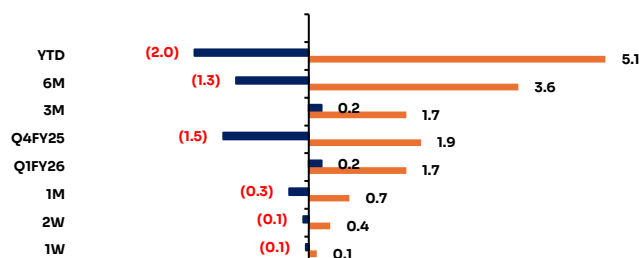
Now listen to the daily market update



Fund Flow Activity (15th Sept 2025)

	Buy	Sell	Net
DII	10,173	8,240	1,933
FII/FPI	8,169	9,438	(1269)

All figures are in INR Cr
■ Net FII (in INR Lakh Cr) ■ Net DII (in INR Lakh Cr)



Indian Indices

	CMP	1D (%)	YTD (%)	P/E x
Gift Nifty	25,153	(0.1)	5.8	22.8
BSE Sensex 30	81,786	(0.2)	4.7	21.4
Nifty 50	25,069	(0.2)	6.0	22.7
India VIX	10	2.7	(28.0)	NA
Nifty Bank	54,888	0.1	7.9	16.2
Nifty Next 50	68,603	0.6	0.9	68.6
Nifty 500	23,216	0.1	3.8	21.8
NIFTY Mid 100	58,486	0.4	2.3	30.1
Nifty Small 250	17,254	0.6	(2.8)	29.0
USD/INR	88.1	(0.2)	3.0	
Dollar Index	97.0	(0.2)	(10.5)	
WTI Crude (\$/bbl)	63.4	1.1	(11.1)	
Gold (\$)	3,720	0.9	40.8	
India 10Y	6.49%	0.1	(4.0)	
India 2Y	5.82%	(0.0)	(13.1)	
India 1Y	5.65%	(0.6)	(15.4)	
Bank Rate	5.75%	NA	NA	

Global Markets

	CMP	1D (%)	YTD (%)	P/E x
S&P 500	6,615	0.5	12.5	28.6
DJIA	45,884	0.1	7.9	22.2
Nasdaq	24,294	0.8	15.6	39.9
FTSE	9,277	(0.1)	13.5	14.6
CAC	7,897	0.9	7.0	15.0
DAX	23,749	0.2	19.3	14.0
Nikkei 225	44,768	0.9	12.2	23.9
Hang Seng	26,447	0.2	31.8	12.8
Shanghai Co	3,861	(0.3)	15.2	15.0
KOSPI	3,407	0.4	42.0	15.0
S&P/ASX 200	8,853	(0.1)	8.5	18.0

Stocks in the News

- Larsen & Toubro Limited (CMP: 3585.35, MCap: 493,184, Sector: Infrastructure, Valuation: 18.42x FY26 EV/EBITDA)**
 Larsen & Toubro won a large order in the Bullet Train Project, as announced on September 15, 2025. This significant contract underscores their role in high-speed rail infrastructure development in India, further strengthening their position in the infrastructure sector.
[LT](#)
- Maruti Suzuki India Limited (CMP: 15263.15, MCap: 479,877, Sector: Automobile, Valuation: 30.03x FY26 P/E)**
 Maruti Suzuki announced introductory prices for the VICTORIS model, starting at Rs. 10,49,900, in a press release dated September 15, 2025. This pricing strategy aims to attract customers and boost sales in the competitive auto market.
[MARUTI](#)
- Ircon International Limited (CMP: 183.65, MCap: 17,272, Sector: Infrastructure, Valuation: 20.58x TTM EV/EBITDA)**
 Ircon International reported a capacity addition, enhancing its operational capabilities as shared in the disclosure on September 15, 2025. This marks a significant step in their infrastructure development efforts.
[IRCON](#)
- Lemon Tree Hotels Limited (CMP: 176.45, MCap: 13,979, Sector: Hospitality, Valuation: 20.3x FY26 EV/EBITDA)**
 Lemon Tree Hotels signed a License Agreement for a new hotel in Gaya, Bihar, named Lemon Tree Hotel, on September 15, 2025. This expansion strengthens their presence in the region and aligns with their growth strategy in the hospitality sector.
[LEMONTREE](#)
- Sandur Manganese & Iron Ores Limited (CMP: 480.8, MCap: 7,790, Sector: Mining, Valuation: 10.63x TTM EV/EBITDA)**
 Sandur Manganese received in-principle approval for a bonus issue, as disclosed on September 15, 2025. This move aims to reward shareholders and could impact stock valuation positively.
[SANDUMA](#)

Derivatives Position (Combined#)

Stock	% Chg OI	%Chg LTP
Long		
AMBER	0.7	2.0
SOLARINDS	2.3	0.5
ALKEM	0.9	1.2
BLUESTARCO	0.9	0.5
PIIND	0.7	0.4
Short		
SHREECEM	5.6	(0.9)
NUVAMA	1.2	(0.3)
BOSCHLTD	3.0	(1.0)
KEI	1.1	(0.9)
KAYNES	2.7	(0.3)
Long Unwinding		
HDFCAMC	(1.1)	(0.7)
SRF	(2.0)	(0.8)
MARUTI	(0.2)	(0.1)
BRITANNIA	(0.4)	(0.3)
HEROMOTOCO	(0.4)	(0.1)
Short Unwinding		
PAGEIND	(2.2)	0.8
OFSS	(1.9)	0.5
MANKIND	(0.4)	1.4
TIINDIA	(0.6)	0.9
MCX	(1.8)	0.4

Sectoral Indices

	CMP	1D (%)	YTD (%)	P/E(x)
Nifty Auto	26,761	(0.4)	17.2	22.0
Nifty IT	35,902	(0.6)	(17.2)	28.0
Nifty Fin Ser	26,393	0.1	12.3	17.2
Nifty Pharma	22,199	(0.6)	(5.2)	36.5
Nifty Services	32,569	(0.1)	3.7	35.8
Nifty Cons Dur	39,356	(0.2)	(5.9)	53.3
Nifty PSE	9,688	0.3	1.6	10.2
Nifty FMCG	56,551	(0.0)	(0.4)	38.9
Nifty Pvt Bank	26,719	0.0	7.8	10.0
Nifty PSU Bank	7,099	0.6	8.5	11.6
Nifty India Cons	12,347	(0.2)	8.7	43.6
Nifty Realty	906	2.4	(13.9)	39.4
Nifty Infra	9,098	0.3	7.5	21.1
Nifty Energy	35,129	0.5	(0.2)	11.1
Nifty Healthcare	14,667	(0.6)	(1.9)	35.1
Nifty India Mfg	14,993	(0.0)	8.5	27.9
Nifty Media	1,614	(0.5)	(11.2)	23.1
Nifty Metal	9,891	0.1	14.4	17.7
Nifty Oil & Gas	11,124	0.3	3.5	17.0
Nifty Comm	8,912	0.1	9.8	74.3

6. **Redtape Limited (CMP: 137.65, MCap: 7,609, Sector: Footwear, Valuation: 42.7x TTM P/E)**

Redtape Limited is under scrutiny due to a reported income tax investigation. The Exchange sought clarification regarding news captioned "Redtape shares in focus amid reported ongoing income tax investigation," with the company's response attached for reference, indicating the matter is under active review.

For more news related item, refer to **News Section**

Commodities

	CMP	1D (%)	YTD (%)
Gold (INR/10gm)	1,10,179	0.7	50.7
Silver (INR/Kg)	129,429	(0.5)	47.7
Brent Crude Oil (\$/bbl)	67.1	(0.1)	(7.3)
WTI Crude Oil (\$/bbl)	63.1	0.09	(8.5)
Natural Gas (INR/MMBTU)	265.8	1.7	(33.7)
Copper (INR/Kg)	920.8	0.7	14.6

Currency

	CMP	1D (%)	YTD (%)
USD/INR	88.1	0.1	2.9
EUR/INR	103.5	0.1	16.5
GBP/INR	119.6	0.1	8.5
JPY/INR	0.6	0.0	9.4
EUR/USD	1.2	0.1	13.5

Securities Lending & Borrowing Scheme (SLBS)

Stock	Underlying LTP	Futures LTP	Spread (%)
RVNL	347.7	343.85	3.85
GODREJCP	1,259.80	1,247.30	12.5
SBICARD	901	892.5	8.5
NATIONALUM	217.12	215.7	1.42
UPL	694	690.45	3.55

Nifty & Bank Nifty Spot – Pivot Levels - 16/09/2025

	Closing	Support			Resistance		
		1	2	3	1	2	3
Nifty	25114	25062	25010	24972	25152	25190	25242
Bank Nifty	55018	54904	54693	54580	55000	55114	55211

GMR Power and Urban Infra Ltd – Technical Stock Call – 16/09/2025

Technical Stock Call	Action	Reco	Target	Support	SL
GMR	BUY	130.20	200	(128-121)-115-(109-106)	97



View-Long Term Bullish

Primary move in stock commenced from 38 (March 2024).

The Stock started trading above averages and 200 SMA, & Steeply moved up to 169 (Sept 2024).

Profit booking followed & the stock made a low of 89 (March 2025)

The stock traded in the range of 89-141 from Oct 2024 till date.

Recently after forming higher bottoms the stock gave a symmetrical Triangle break out supported by substantial volumes reaching a high of 133.70.

Probability of Further Up Move is very high.

William % R, DMI & Momentum indicators suggest Positive uptrend.

Target of **200** is expected with lower support levels at **(128-121)-115-(109-106)** in case of intermediate fall.

A stop loss of **97** is to be followed in the trade.

The 200 SMA is 115.

All the calls/opinions are subject to Disclosures and Disclaimer <http://goo.gl/8bCMyQ>

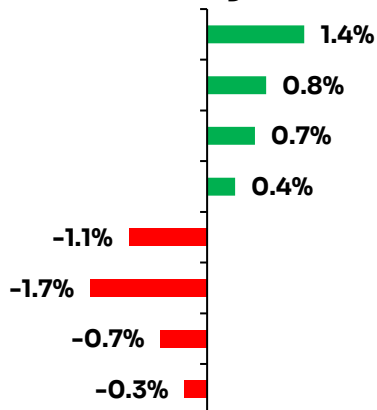
Global Macro Events (16th Sept 2025)

Event	Previous	Forecasted
India		
Passenger Vehicles Sales YoY AUG	1.50%	
United States		
Retail Sales MoM AUG	0.50%	0.40%
Export Prices MoM AUG	0.10%	-0.20%
Import Prices MoM AUG	0.40%	0.10%
Retail Sales Control Group MoM AUG	0.50%	0.30%
Retail Sales Ex Autos MoM AUG	0%	0.00%
Export Prices YoY AUG	2.20%	2.70%
Import Prices YoY AUG	-0.20%	0.20%
Retail Sales Ex Gas/Autos MoM AUG	0.20%	-0.10%
Retail Sales YoY AUG	3.90%	3.20%
Redbook YoY SEP/13	6.60%	
Industrial Production MoM AUG	-0.10%	0.00%
Capacity Utilization AUG	77.50%	77.40%
Industrial Production YoY AUG	1.40%	1.20%
Manufacturing Production MoM AUG	0%	0.00%
Manufacturing Production YoY AUG	1.40%	1.20%
Business Inventories MoM JUL	0.20%	0.30%
NAHB Housing Market Index SEP	32.00	33.00
Retail Inventories Ex Autos MoM JUL	-0.10%	0.10%
20-Year Bond Auction	4.88%	
Japan		
Tertiary Industry Index MoM JUL	0.20%	
Tertiary Industry Index MoM JUL	0.50%	0.20%
China		
FDI (YTD) YoY AUG	-13.40%	-13.20%
Great Britain		
Unemployment Rate JUL	4.70%	
Average Earnings incl. Bonus (3Mo/Yr) JUL	4.50%	
Employment Change JUL	150.0K	
Average Earnings excl. Bonus (3Mo/Yr) JUL	4.90%	
HMRC Payrolls Change AUG	-10.0K	
Claimant Count Change AUG	5.0K	
Treasury Gilt 2040 Auction		
Unemployment Rate JUL	0.047	0.047
Average Earnings incl. Bonus (3Mo/Yr) JUL	4.60%	4.50%
Employment Change JUL	238K	150.0K
Average Earnings excl. Bonus (3Mo/Yr) JUL	5.00%	4.90%
HMRC Payrolls Change AUG	-8K	-10.0K
Claimant Count Change AUG	-6.2K	5.0K
Treasury Gilt 2040 Auction	5%	
Germany		

Source: tradingeconomics.com

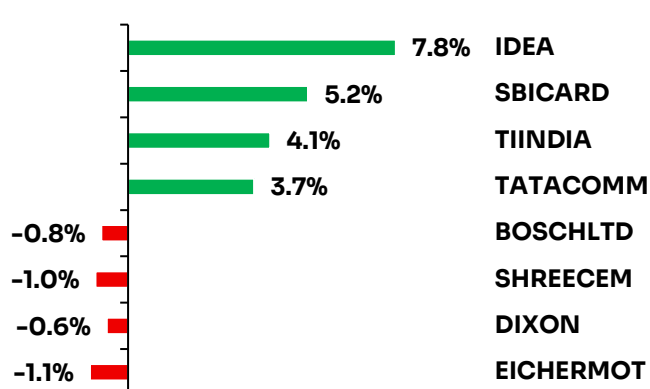
Top Gainers and Loser

Nifty 50



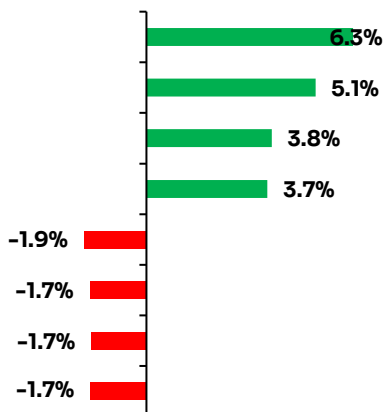
JIOFIN
BAJFINANCE
ETERNAL
ULTRACEMCO
EICHERMOT
M&M
APOLLOHOSP
MARUTI

Nifty Next 50



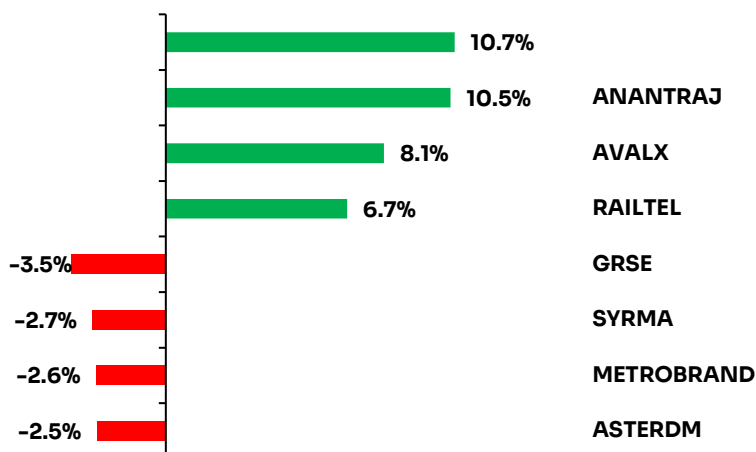
IDEA
SBICARD
TIINDIA
TATACOMM
BOSCHLTD
SHREECEM
DIXON
EICHERMOT

Nifty 200



IDEA
SBIN
NHPC
COCHINSHIP
BIOCON
500820
CIPLA
500520

Nifty 500



ANANTRAJ
AVALX
RAILTEL
GRSE
SYRMA
METROBRAND
ASTERDM

Technical Board - Nifty 50								
Stock*	CMP		5 DMA	20 DMA	50 DMA	100 DMA	200 DMA	RSI
EIM	6801	Strong Uptrend	6832	6300	5875	5671	5372	55.69
HUVR	2581	Strong Uptrend	2622	2632	2536	2440	2387	81.85
NEST	1213	Strong Uptrend	1209	1180	1172	1184	1150	55.78
SHFL	624	Strong Uptrend	610	604	629	644	622	47.09
ADE	2383	Uptrend	2351	2317	2422	2453	2401	55.77
APHS	7817	Uptrend	7859	7814	7546	7277	7034	56.01
BAF	1010	Uptrend	967	913	911	914	851	78.49
BHARTI	1905	Uptrend	1898	1900	1919	1897	1774	51.00
BJAUT	9025	Uptrend	9235	8900	8506	8450	8448	57.24
CIPLA	1548	Uptrend	1558	1571	1531	1515	1491	47.94
DRRD	1301	Uptrend	1293	1271	1262	1258	1240	58.01
MM	3530	Uptrend	3638	3423	3286	3172	3029	57.95
NTPC	331	Uptrend	328	333	336	338	337	47.92
TCS	3112	Uptrend	3087	3084	3137	3300	3596	51.55
ADSEZ	1395	Neutral	1381	1346	1379	1378	1269	61.21
APNT	2503	Neutral	2543	2542	2473	2395	2354	47.74
AXSB	1104	Neutral	1074	1067	1093	1146	1104	63.39
BHE	398	Neutral	383	376	390	380	332	63.48
BJFIN	2080	Neutral	2038	1979	1982	2001	1887	70.39
COAL	395	Neutral	391	384	383	389	388	62.09
ETERNAL	323	Neutral	326	322	301	272	256	57.58
GRASIM	2802	Neutral	2797	2807	2777	2740	2624	52.64
HCLT	1467	Neutral	1446	1465	1515	1584	1654	47.93
HDFCB	967	Neutral	966	972	987	978	926	44.46
HDFCLIFE	777	Neutral	769	778	769	763	701	53.03
HMCL	5289	Neutral	5364	5190	4716	4450	4252	65.20
HNDL	754	Neutral	745	722	699	674	652	68.12
ICICIBC	1419	Neutral	1406	1415	1435	1435	1358	50.25
IIB	740	Neutral	747	759	802	811	862	36.84
ITC	413	Neutral	412	408	413	419	424	52.71
JIOFIN	315	Neutral	310	316	320	302	282	49.68
JSTL	1101	Neutral	1101	1069	1052	1028	999	64.92
KMB	1971	Neutral	1966	1974	2043	2087	2001	45.43
LT	3586	Neutral	3545	3584	3571	3563	3512	51.21
MSIL	15265	Neutral	15230	14659	13389	12923	12346	72.46
ONGC	232	Neutral	233	236	239	242	244	40.26
RELIANCE	1399	Neutral	1382	1385	1418	1424	1336	53.38
SBILIFE	1822	Neutral	1813	1827	1826	1802	1634	49.91
SBIN	825	Neutral	817	815	813	806	790	60.97
SUNP	1602	Neutral	1598	1606	1644	1679	1713	46.80
TATA	169	Neutral	169	162	161	157	149	64.05
TATACON	1103	Neutral	1094	1083	1078	1101	1041	58.00
TECHM	1520	Neutral	1506	1502	1521	1556	1579	52.93
TRENT	5133	Neutral	5206	5369	5347	5473	5669	37.57
TTMT	713	Neutral	713	691	681	689	700	60.25
UTCEM	12435	Neutral	12495	12634	12478	12051	11659	46.14
WPRO	251	Neutral	251	249	253	253	271	51.99
INFO	1508	Strong Downtrend	1501	1486	1517	1542	1663	52.51
PWGR	286	Strong Downtrend	285	284	289	293	294	51.21
TTAN	3534	Downtrend	3613	3615	3514	3515	3397	43.18

52 W High

Stock	LTP		New 52W/H price	Prev.High	Prev. High Date
ABDL	562.15	▼	565.5	548	12-Sep-25
ACMESOLAR	310.8	▼	324.3	321.7	12-Sep-25
AIIL	3278	▲	3281	3250	29-Aug-25
AKIKO	248.9	▼	248.9	237.05	12-Sep-25
ANANDRATHI	3021	▲	3067.8	3004	12-Sep-25

52 W Low

Stock	LTP		New 52W/L price	Prev.Low	Prev. Low Date
ALLTIME	290	▼	271.05	272.25	12-Sep-25
ARCIIL	109.8	▼	101.1	103	9-Sep-25
AURIONPRO	1247	▲	1173.4	1193.3	12-Sep-25
BLUECHIP	4.23	▼	4.23	4.32	8-Sep-25
DELAPLEX	131.95	▼	126	126	4-Sep-25

Volume Shockers

Stock	LTP	% chg in price	Volume	Avg Volume	% chg in Vol
Sigachi Ind	44	2	1,985,751	1,046,438	16299%
Exxaro	9	11	12,500	51,457	9431%
Cool Caps	95	0	1,246,910	8,400	5317%
Tega Industries	2,069	3	1,255,076	24,591	5003%
TVS Electronics	451	6	72,000	11,673	2318%
VeedoI Corp	1,959	10	455,000	41,196	1725%
Netweb	2,883	-1	171,945	163,390	1115%
KCK Industries	39	0	12,375	13,600	1021%
BEW Engineering	158	3	34,500	1,125	1011%
Jeena Sikho	803	2	167,117	18,612	824%
Wheels	789	6	982,832	15,851	729%
Karnika Industr	184	-1	26,939	9,360	669%

Bulk Deals

Stock	Client Name	Action	Quantity Traded	Weighted Avg Price
ANANTRAJ	GRAVITON RESEARCH CAPITAL LLP	BUY	23,23,852	584.89
ANANTRAJ	GRAVITON RESEARCH CAPITAL LLP	SELL	23,23,852	585.21
ANONDITA	NIKUNJ KAUSHIK SHAH	SELL	93000	401.29
ANONDITA	NIKUNJ KAUSHIK SHAH	BUY	93000	399.01
ANZEN	EDELWEISS INFRASTRUCTURE YIELD PLUS	SELL	10,00,000	115
APOLLO	HRTI PRIVATE LIMITED	BUY	15,26,300	332.06
APOLLO	HRTI PRIVATE LIMITED	SELL	16,74,056	333.56
APOLLO	JUNOMONETA FINSOL PRIVATE LIMITED	BUY	17,44,069	333.29
APOLLO	JUNOMONETA FINSOL PRIVATE LIMITED	SELL	17,44,069	333.45
BANCOINDIA	GRAVITON RESEARCH CAPITAL LLP	SELL	8,31,946	691.85
BANCOINDIA	GRAVITON RESEARCH CAPITAL LLP	BUY	8,31,946	691.34
CLASSICEIL	MINT FOCUSED GROWTH FUND PCC- CELL 1	SELL	1,05,600	101.75
CLASSICEIL	NIKHIL MITTHALAL DHAKAD	BUY	1,32,800	105.2
CLASSICEIL	PARADISE MOON INVESTMENT FUND-I	BUY	1,77,600	99.93
DBSTOCKBRO	ZALA SHAILENDRASINH C	BUY	1,42,700	29.43
DBSTOCKBRO	ZALA SHAILENDRASINH C	SELL	2,04,610	28.68
DENTA	HRTI PRIVATE LIMITED	BUY	1,38,067	414.49
DENTA	HRTI PRIVATE LIMITED	SELL	1,63,082	412.21
GPIL	GRAVITON RESEARCH CAPITAL LLP	SELL	34,27,873	266.73
GPIL	GRAVITON RESEARCH CAPITAL LLP	BUY	34,27,873	266.57
HOACFOODS	VSPARTANS CONSULTANTS PRIVATE LIMITED	BUY	26250	238.51
JBMA	GRAVITON RESEARCH CAPITAL LLP	SELL	18,65,693	746.64
JBMA	GRAVITON RESEARCH CAPITAL LLP	BUY	18,65,693	746.09
KAVDEFENCE	D3 STOCK VISION LLP	BUY	1,13,332	84.65
KAVDEFENCE	D3 STOCK VISION LLP	SELL	1,46,484	86.68
KAVDEFENCE	MILLENNIUM STOCK BROKING PVT LTD	SELL	3882	89.02
KAVDEFENCE	MILLENNIUM STOCK BROKING PVT LTD	BUY	1,03,450	84.94
KAVDEFENCE	NEO APEX SHARE BROKING SERVICES LLP	BUY	79641	84.47
KAVDEFENCE	NEO APEX SHARE BROKING SERVICES LLP	SELL	2,60,866	84.7
KESORAMIND	ABHISHEK SINGHANIA	BUY	18,85,000	5.23
KMEW	GRAVITON RESEARCH CAPITAL LLP	SELL	71900	2323.79
KMEW	GRAVITON RESEARCH CAPITAL LLP	BUY	71900	2,321.65

Stock	Client Name	Action	Quantity Traded	Weighted Avg Price
LAMBODHARA	RAJIV INDUR DADLANI	SELL	1,00,000	142.74
LAXMIDENTL	ABU DHABI INVESTMENT AUTHORITY	SELL	5,58,163	303.01
LAXMIDENTL	ICICI PRUDENTIAL MUTUAL FUND	BUY	8,62,523	303
MDL	ASHOK RAMNIKLAL PAUN	SELL	1,05,000	85.4
MDL	ISHAVASYAM TRUST	BUY	1,00,000	85.38
MEDISTEP	KABRA KAILASH	SELL	90000	31.26
MICEL	HRTI PRIVATE LIMITED	SELL	16,97,417	71.12
MICEL	HRTI PRIVATE LIMITED	BUY	18,57,797	70.98
MICEL	JUNOMONETA FINSOL PRIVATE LIMITED	SELL	13,14,775	71.23
MICEL	JUNOMONETA FINSOL PRIVATE LIMITED	BUY	13,14,775	71.18
MOBIKWIK	HRTI PRIVATE LIMITED	BUY	8,63,846	306.12
MOBIKWIK	JUNOMONETA FINSOL PRIVATE LIMITED	SELL	9,39,272	307.38
MOBIKWIK	QE SECURITIES LLP	BUY	5,08,935	305.29
MOBIKWIK	QE SECURITIES LLP	SELL	5,09,006	306.05
MOSCHIP	HRTI PRIVATE LIMITED	BUY	14,89,487	264.66
MOSCHIP	HRTI PRIVATE LIMITED	SELL	15,59,787	264.38
MOSCHIP	JUNOMONETA FINSOL PRIVATE LIMITED	BUY	13,46,250	265.12
MOSCHIP	JUNOMONETA FINSOL PRIVATE LIMITED	SELL	13,46,250	265.2
NAGREEKEXP	SHUBHALAKSHMI POLYESTERS LIMITED	SELL	20000	36.37
NAGREEKEXP	SHUBHALAKSHMI POLYESTERS LIMITED	BUY	1,60,000	33.57
NIRMAN	PRANAV KAILAS BAGAL	SELL	1,05,000	172.45
PARAGMILK	GRAVITON RESEARCH CAPITAL LLP	SELL	13,15,792	305.04
PARAGMILK	GRAVITON RESEARCH CAPITAL LLP	BUY	13,15,792	304.89
QMSMEDI-RE	SHETH INVESTMENTS	BUY	11039	9.87
RUSHIL	NV ALPHA FUND MANAGEMENT LLP	BUY	26,00,000	32
RUSHIL	SAJJAN BHAJANKA	SELL	16,83,322	32
SANCO	GURPREET SINGH BEDI	BUY	525	1.85
SANCO	GURPREET SINGH BEDI	SELL	70276	1.9
SARTELE	PRIMUS OVERSEAS PRIVATE LIMITED	SELL	4,99,500	200.88
SBC	RAPIDO SECURITIES PRIVATE LIMITED	SELL	2,88,228	22.19

Stock	Client Name	Action	Quantity Traded	Weighted Avg Price
SARTELE	PRIMUS OVERSEAS PRIVATE LIMITED	SELL	4,99,500	200.88
SBC	RAPIDO SECURITIES PRIVATE LIMITED	SELL	2,88,228	22.19
SBC	RAPIDO SECURITIES PRIVATE LIMITED	BUY	24,75,913	22.18
SIGACHI	ACME CAPITAL MARKET LIMITED	BUY	27,51,121	44.89
SIGACHI	ACME CAPITAL MARKET LIMITED	SELL	27,51,121	44.54
SIGACHI	GRAVITON RESEARCH CAPITAL LLP	BUY	94,00,024	44.86
SIGACHI	GRAVITON RESEARCH CAPITAL LLP	SELL	94,00,024	44.91
SIGACHI	HRTI PRIVATE LIMITED	SELL	67,79,070	44.55
SIGACHI	HRTI PRIVATE LIMITED	BUY	70,73,958	44.41
SIGACHI	IRAGE BROKING SERVICES LLP	SELL	19,21,452	44.16
SIGACHI	IRAGE BROKING SERVICES LLP	BUY	27,02,718	44.7
SIGACHI	JUMP TRADING FINANCIAL INDIA PRIVATE LIMITED	BUY	32,77,237	45.3
SIGACHI	JUMP TRADING FINANCIAL INDIA PRIVATE LIMITED	SELL	32,77,237	45.38
SIGACHI	JUNOMONETA FINSOL PRIVATE LIMITED	BUY	1,10,17,571	44.74
SIGACHI	JUNOMONETA FINSOL PRIVATE LIMITED	SELL	1,10,17,571	44.77
SIGACHI	MATHISYS ADVISORS LLP	SELL	25,45,547	44.98
SIGACHI	MATHISYS ADVISORS LLP	BUY	25,70,696	44.92
SIGACHI	MUSIGMA SECURITIES	BUY	21,15,736	44.77
SIGACHI	MUSIGMA SECURITIES	SELL	21,15,736	44.78
SIGACHI	QE SECURITIES LLP	BUY	61,56,880	44.92
SIGACHI	QE SECURITIES LLP	SELL	62,13,015	44.88
SNEHAA	NEO APEX VENTURE LLP	BUY	72000	85.3
TCL	APT AGROTECH INDUSTRIES PRIVATE LIMITED	SELL	1,20,000	129.9
TCL	APT REAL ESTATES PRIVATE LIMITED	BUY	1,20,000	129.9
TGL	NEO APEX VENTURE LLP	SELL	23800	57.9
TGL	NEO APEX VENTURE LLP	BUY	1,16,400	57.9
VAISHALI	SHAH NISHANT	BUY	5,43,538	12.31
VEEDOL	J R SPECIALITY CHEMICALS PRIVATE LIMITED	BUY	2000	1962.67
VEEDOL	J R SPECIALITY CHEMICALS PRIVATE LIMITED	SELL	1,56,500	1931.26
VEEDOL	STANDARD GREASES AND SPECIALITIES PRIVATE LIMITED	BUY	3,42,800	1928.12
VIGOR	ABHAIKUMAR AMOLAKCHAND NAHAR	BUY	1,00,800	87.43
VIGOR	SANDEEP SINGH	BUY	54400	84.91

Block Deals

Stock	Client Name	Action	Quantity Traded	Weighted Avg Price
APOLLOHOSP	GOLDMAN SACHS (SINGAPORE) PTE - ODI	SELL	40265	7874.5
APOLLOHOSP	GOLDMAN SACHS BANK EUROPE SE - ODI	BUY	40265	7874.5
BEL	GOLDMAN SACHS (SINGAPORE) PTE - ODI	SELL	29,84,304	399.3
BEL	GOLDMAN SACHS BANK EUROPE SE - ODI	BUY	29,84,304	399.3
BHARTIARTL	GOLDMAN SACHS (SINGAPORE) PTE - ODI	SELL	10,46,648	1902.6
BHARTIARTL	GOLDMAN SACHS BANK EUROPE SE - ODI	BUY	10,46,648	1902.6
ETERNAL	GOLDMAN SACHS (SINGAPORE) PTE - ODI	SELL	91,85,958	321.4
ETERNAL	GOLDMAN SACHS BANK EUROPE SE - ODI	BUY	91,85,958	321.4
GPIL	AMRITA KEDIA	BUY	14,50,000	242
GPIL	ANAND PODDAR	BUY	18,00,000	242
GPIL	ARDENT STEEL PRIVATE LIMITED	SELL	32,50,000	242
INDIGO	GOLDMAN SACHS (SINGAPORE) PTE - ODI	SELL	1,81,724	5728
INDIGO	GOLDMAN SACHS BANK EUROPE SE - ODI	BUY	1,81,724	5728
INDIGRID	GOLDMAN SACHS (SINGAPORE) PTE - ODI	SELL	11,45,843	168
INDIGRID	GOLDMAN SACHS BANK EUROPE SE - ODI	BUY	11,45,843	168
INFY	GOLDMAN SACHS (SINGAPORE) PTE - ODI	SELL	2,22,653	1526
INFY	GOLDMAN SACHS BANK EUROPE SE - ODI	BUY	2,22,653	1526
PAYTM	GOLDMAN SACHS (SINGAPORE) PTE - ODI	SELL	6,94,045	1219
PAYTM	GOLDMAN SACHS BANK EUROPE SE - ODI	BUY	6,94,045	1219
PFC	GOLDMAN SACHS (SINGAPORE) PTE - ODI	SELL	10,00,456	396
PFC	GOLDMAN SACHS BANK EUROPE SE - ODI	BUY	10,00,456	396
RECLTD	GOLDMAN SACHS (SINGAPORE) PTE - ODI	SELL	12,10,464	373
RECLTD	GOLDMAN SACHS BANK EUROPE SE - ODI	BUY	12,10,464	373

Insider Trading

Stock	Name of the Acquirer/ Disposer	Action	% shareholding Prior	% shareholding Post
ASMS	Kinex India Private Limited	Sell	70.24	69.37
360ONE	Amit Garg	Sell	0.01	0.01
M&M	Saurabh Vatsa	Buy	0	0
M&M	Sameer Desai	Buy	0	0
M&M	Sunil Chahure	Buy	0	0
M&M	Pratap Bose	Buy	0	0
M&M	Ruchi Rawat	Buy	0	0
LALPATHLAB	Dr. Lal PathLabs Employees Welfare Trust	Sell	0.37	0.37
LALPATHLAB	Abha Chaudhary	Buy	0	0
ZODIAC	JUGALKISHOR HARIKRISHNADAS SHAH	Sell	8.53	4.23
ZODIAC	Nehaben Trirupbhai Patwa	Buy	0.01	0.05
ZODIAC	Kunjbihari Shah	Buy	58.42	62.57
ZODIAC	Rinki Kuntal Shah	Buy	0.01	0.05
ZODIAC	Apeksha Patwa	Buy	0.01	0.05
NCLIND	Kakatiya Industries (P) Ltd	Buy	0.19	0.2
NCLIND	KALIDINDI RAVI	Buy	6.4	6.4
NCLIND	NCL holdings (A&S) Ltd	Sell	3.09	3.08
JBCHEPHARM	Nikhil Ashokkumar Chopra	Pledge Revoke	0.03	0.03
JBCHEPHARM	Nikhil Ashokkumar Chopra	Sell	0.03	0.03
PKTEA	PLACID LIMITED	Buy	37.59	37.64
ATULAUTO	KHUSHBU AUTO PRIVATE LIMITED	Sell	2.37	2.33
M&M	Sachin Palekar	Buy	0	0
M&M	Rajeev Goyal	Buy	0.01	0.01
M&M	Sakthivelan S	Buy	0	0
DBOL	DBO Employee Welfare Trust	Buy	0.59	0.6
M&M	Nandhakumar Krishnan	Buy	0	0
M&M	Neha Anand	Buy	0	0
M&M	Nagendra Pansare	Buy	0	0
M&M	Dhananjaya Rao Boita	Buy	0	0
M&M	Mahendra Bhalerao	Buy	0	0
M&M	Harish Namdeo Chavan	Buy	0	0
M&M	Nayana Borthakur	Buy	0	0

Stock	Name of the Acquirer/ Disposer	Action	% shareholding Prior	% shareholding Post
TAKE	Aakanksha Management Consultancy and Holdings Private Limited	Sell	9.2	4.3
DMART	Vijay Sahadeo Chikane	Sell	0	0
M&M	Ravi Poojary	Buy	0	0
M&M	Ashutosh Goel	Buy	0	0
M&M	Sanjay Maruti Jadhav	Buy	0	0
TRANSRAIL	Asiana Fund I	Sell	3.76	3.74
KPITTECH	KPIT TECHNOLOGIES LIMITED EMPLOYEES WELFARE TRUST	Sell	0.77	0.77
FSL	Firstsource Employee Benefit Trust	Sell	0.91	0.9
FSL	Firstsource Employee Benefit Trust	Sell	0.9	0.89
HOMESFY	Ashish Kukreja	Buy	47.12	47.13
GEEKAYWIRE	ASHISH KANDOI HUF	Buy	0.68	0.72
ORIENTBELL	MAHENDRA K. DAGA	Buy	20.59	20.67
INFY	Infosys Employee Benefits Trust	Sell	0.22	0.22
NAGAFERT	Krishak Bharati Cooperative Limited (KRIBHCO)	Sell	0.66	0.64
IKS	Dinesh Rijhwani	Sell	0.01	0.01
MOSCHIP	Venkata Sudhakar Simhadri	Sell	2.42	2.06
SGFIN	Sahil Sikka	Sell	0.03	0.03
CENTUM	Sandhya Thyagarajan	Sell	0.06	0.06
MANAKALUCO	ANIRUDHA AGRAWAL	Buy	36.11	36.52
USHAMART	Suraj Ratan Lakhotia-H.U.F.	Sell	0	0
ORIENTTECH	Nitin Navnitlal Shah	Pledge	0.02	0.02
ORIENTTECH	Rajesh Navnitlal Shah	Pledge	0.02	0.02
SENORES	Pratik Sureshkumar Thakkar HUF	Buy	0	0
INTLCONV	Elpro International Limited	Buy	1.43	1.45
INTLCONV	Elpro International Limited	Buy	1.42	1.43
ECLERX	Eclerx Employee Welfare Trust	Buy	1.47	1.47
ECLERX	Eclerx Employee Welfare Trust	Buy	1.46	1.47
GEOJITFSL	BNP Paribas SA	Sell	22.31	22.13
USHAMART	Stuti Jhawar	Buy	0.4	0.41
PAISALO	EQUILIBRATED VENTURE CFLOW PRIVATE LIMITED	Buy	18.67	19.17

Event Calendar – Corporate Action (Financial Results/ Dividend/other business matters)

Company	Purpose
ARTNIRMAN	Other business matters
KRT	Fund Raising
MAGNUM	Fund Raising
MAHSCOOTER	Dividend
PATELRMART	Financial Results
SEJALLTD	Fund Raising
AFFORDABLE	Other business matters
BAJAJHLDNG	Dividend
MANORG	Fund Raising/Other business matters
MEIL	Financial Results

News Section

Stock News

- **Mahindra & Mahindra Limited (CMP: 3529.35, MCap: 438,884, Sector: Automobile, Valuation: 24.95x FY26 P/E)**
No specific news on operational updates or strategic moves from Mahindra & Mahindra was reported in the daily news cycle for September 15 or 16, 2025. However, the company remains a key player in the automobile sector with consistent market attention.
[M&M](#)
- **Adani Enterprises Limited (CMP: 2383.1, MCap: 275,052, Sector: Diversified, Valuation: 49.22x FY26 P/E)**
Adani Enterprises received a Letter of Award for the prestigious ropeway project between Sonprayag and Kedarnath, as per a press release on September 15, 2025. This project strengthens their infrastructure portfolio and enhances their presence in religious tourism infrastructure.
[ADANIENT](#)
- **Wipro Limited (CMP: 251.2, MCap: 263,347, Sector: IT Services, Valuation: 20.05x FY26 P/E)**
Wipro partnered with CrowdStrike to deliver AI-powered unified security services, as per a press release on September 15, 2025. This collaboration aims to enhance cybersecurity offerings and strengthen market positioning in the IT services sector.
[WIPRO](#)
- **Eicher Motors Limited (CMP: 6800.1, MCap: 186,511, Sector: Automobile, Valuation: 37.12x FY26 P/E)**
Eicher Motors launched the upgraded 2025 Meteor 350, as per a press release on September 15, 2025. This product launch aims to enhance their offerings in the motorcycle segment with new features, reinforcing their market position.
[EICHERMOT](#)
- **TVS Motor Company Limited (CMP: 3477.1, MCap: 165,192, Sector: Automobile, Valuation: 48.91x FY26 P/E)**
TVS Motor partnered with ALT Mobility to deploy 3,000 electric three-wheelers in FY 2025-26, as announced on September 15, 2025. This collaboration focuses on expanding their electric vehicle presence in the market.
[TVSMOTOR](#)
- **JSW Infrastructure Limited (CMP: 314.8, MCap: 66,108, Sector: Infrastructure, Valuation: 41.44x TTM P/E)**
JSW Infrastructure signed a Concession Agreement with Syama Prasad Mookerjee Port Authority on September 15, 2025. This agreement marks a significant step in enhancing their port operations and infrastructure capabilities.
[JSWINFRA](#)
- **Linde India Limited (CMP: 6521.55, MCap: 55,618, Sector: Industrial Gases, Valuation: 71.31x TTM EV/EBITDA)**
Linde India commenced commercial production at their Lucknow facility on September 15, 2025. This development marks a key milestone in expanding their operational footprint in the region.
[LINDEINDIA](#)

- Hindustan Copper Limited (CMP: 280.25, MCap: 27,100, Sector: Mining, Valuation: 36.85x TTM EV/EBITDA)**
 No specific news on operational updates or strategic moves from Hindustan Copper was reported in the daily news cycle for September 15 or 16, 2025. However, the company remains relevant in the mining sector with consistent investor interest.
[HINDCOPPER](#)
- Piramal Enterprises Limited (CMP: 1143.1, MCap: 25,911, Sector: Financial Services, Valuation: 0.91x FY26 P/BV)**
 No specific news on operational updates or strategic moves from Piramal Enterprises was reported in the daily news cycle for September 15 or 16, 2025. However, the company continues to attract attention in the financial services sector.
[PEL](#)
- NCC Limited (CMP: 212.1, MCap: 13,316, Sector: Construction, Valuation: 6.9x FY26 EV/EBITDA)**
 NCC bagged new orders/contracts, as disclosed on September 15, 2025. This achievement highlights their ongoing project wins and potential for financial growth in the construction sector.
[NCC](#)
- Nuvoco Vistas Corporation Limited (CMP: 435.4, MCap: 15,550, Sector: Cement, Valuation: 65.8x FY26 P/E)**
 Nuvoco Vistas Corporation announced the issuance of Compulsorily Convertible Debentures (CCDs) through a board meeting outcome on September 15, 2025. This strategic financial move could impact the company's capital structure and future growth plans.
[NUVOCO](#)
- Thomas Cook (India) Limited (CMP: 171.2, MCap: 8,052, Sector: Travel & Tourism, Valuation: 15.43x TTM EV/EBITDA)**
 Thomas Cook launched 'TC Pay', an integrated mobile foreign exchange application for Android and Apple users, as per a press release on September 15, 2025. This aims to simplify forex transactions for customers.
[THOMASCOOK](#)
- Mishra Dhatu Nigam Limited (CMP: 406.05, MCap: 7,606, Sector: Metals, Valuation: 22.71x FY26 EV/EBITDA)**
 Mishra Dhatu Nigam received a new order, as announced on September 15, 2025. This order is poised to contribute to revenue growth, with specifics outlined in the disclosure.
[MIDHANI](#)
- Prism Johnson Limited (CMP: 148.7, MCap: 7,484, Sector: Cement, Valuation: 87.32x FY26 P/E)**
 No specific news on operational updates or strategic moves from Prism Johnson was reported in the daily news cycle for September 15 or 16, 2025. However, the company remains relevant in the cement sector.
[PRISMJOHNSN](#)
- Skipper Limited (CMP: 542.55, MCap: 6,127, Sector: Infrastructure, Valuation: 13.11x FY26 EV/EBITDA)**
 Skipper Limited reported an outcome of a committee meeting on September 15, 2025, regarding a Qualified Institutional Placement, signaling potential capital raising efforts to fund growth or operational needs.
[SKIPPER](#)

- Apollo Micro Systems Limited (CMP: 329.45, MCap: 10,988, Sector: Defense, Valuation: 126.71x FY26 P/E)**
 No specific news on operational updates or strategic moves from Apollo Micro Systems was reported in the daily news cycle for September 15 or 16, 2025. However, the company remains a focus in the defense sector.
[APOLLO](#)
- Precision Wires India Limited (CMP: 181.4, MCap: 3,265, Sector: Electricals, Valuation: 34.42x TTM P/E)**
 Precision Wires was granted a Three Star Export House Certification, as announced on September 15, 2025. This certification highlights their export excellence and could enhance international business opportunities.
[PRECWIRE](#)
- Goodluck India Limited (CMP: 1065.1, MCap: 3,540, Sector: Metals, Valuation: 13.34x TTM EV/EBITDA)**
 Goodluck India secured new orders/contracts, as per a press release on September 15, 2025. This development underscores their growing order book and potential for increased revenue.
[GOODLUCK](#)
- Servotech Renewable Power System Limited (CMP: 133.72, MCap: 3,020, Sector: Renewable Energy, Valuation: 52.91x TTM EV/EBITDA)**
 Servotech Renewable inked a pact with Enovra Energy Solutions Ltd. to expand solar and EV charger business in Mauritius, as per a press release on September 15, 2025. This marks a strategic international expansion.
[SERVOTECH](#)
- Somany Ceramics Limited (CMP: 500.2, MCap: 2,051, Sector: Ceramics, Valuation: 23.92x FY26 P/E)**
 Somany Ceramics invested Rs. 30 crores in their subsidiary, Somany Max Private Limited, via a rights issue on September 15, 2025. This acquisition of equity shares aims to bolster subsidiary growth.
[SOMANYCERA](#)
- Veranda Learning Solutions Limited (CMP: 220.15, MCap: 2,107, Sector: Education, Valuation: -9.59x TTM P/E)**
 No specific news on operational updates or strategic moves from Veranda Learning Solutions was reported in the daily news cycle for September 15 or 16, 2025. However, the company remains active in the education sector.
[VERANDA](#)
- MIC Electronics Limited (CMP: 69.99, MCap: 1,686, Sector: Electronics, Valuation: 87.76x TTM EV/EBITDA)**
 MIC Electronics received a Letter of Award from Indian Railways on September 15, 2025. This contract win is expected to contribute significantly to their project portfolio and revenue.
[MICEL](#)
- Sterling Tools Limited (CMP: 345.5, MCap: 1,250, Sector: Auto Ancillary, Valuation: 25.58x TTM P/E)**
 Sterling Tools partnered with China's Landworld for local manufacturing of EV on-board chargers and DC/DC converters in India, as per a press release on September 15, 2025. This collaboration targets the growing EV market.
[STERTOOLS](#)

- Sarveshwar Foods Limited (CMP: 7.68, MCap: 943.66, Sector: Food Processing, Valuation: 30.61x TTM P/E)**
 Sarveshwar Foods secured a significant export order worth INR 631 million from Singapore-based Swan International Pte Ltd on September 15, 2025. This bolsters their global growth momentum.
[SARVESHWAR](#)
- Mirza International Limited (CMP: 32.95, MCap: 455.38, Sector: Footwear, Valuation: 33.43x TTM P/E)**
 The Exchange sought clarification from Mirza International Limited regarding news captioned "Redtape shares in focus amid reported ongoing income tax investigation." The response from the company is awaited, suggesting potential financial or regulatory implications pending clarification.
 [MIRZAINIT](Not available - response awaited)
- Geekay Wires Limited (CMP: 75.15, MCap: 392.73, Sector: Electricals, Valuation: 25.44x TTM EV/EBITDA)**
 Geekay Wires disclosed a material issue on September 15, 2025, indicating a significant operational or financial update. Specific details were provided in the announcement for stakeholder clarity.
[GEEKAYWIRE](#)
- Ginni Filaments Limited (CMP: 43.81, MCap: 375.23, Sector: Textiles, Valuation: 19.83x TTM P/E)**
 Ginni Filaments reported a disruption of operations on September 15, 202

2025, due to a specific incident affecting their production. Details of the impact were shared in the disclosure.

[GINNIFILA](#)

- Univastu India Limited (CMP: 251.7, MCap: 301.93, Sector: Construction, Valuation: 10.31x TTM EV/EBITDA)**
 Univastu India bagged new orders/contracts, as announced on September 15, 2025. This achievement reflects growth in their project portfolio and potential revenue increase.
[UNIVASTU](#)
- Dev Information Technology Limited (CMP: 42.98, MCap: 242.20, Sector: IT Services, Valuation: 18.01x TTM P/E)**
 Dev Information Technology received new orders/contracts, as announced on September 15, 2025. This update reflects their expanding business engagements and potential revenue uptick.
[DEVIT](#)
- LLOYDS ENGINEERING WORKS LIMITED (CMP: Not Available in provided data, MCap: Not Available in provided data, Sector: Engineering, Valuation: Not Available in provided data)**
 LLOYDS ENGINEERING WORKS entered into strategic agreements, as disclosed on September 15, 2025. These agreements are expected to bolster their operational or market position, with details provided in the announcement.
[LSIL](#)
- AGI Greenpac Limited (CMP: Not Available in provided data, MCap: Not Available in provided data, Sector: Packaging, Valuation: Not Available in provided data)**
 AGI Greenpac disclosed a capacity addition through debottlenecking on September 15, 2025. This operational enhancement is expected to increase production efficiency and support business growth.
[HSIL](#)
- ARSS Infrastructure Projects Limited (CMP: Not Available in provided data, MCap: Not Available in provided data, Sector: Infrastructure, Valuation: Not Available in provided data)**

ARSS Infrastructure disclosed updates on the Corporate Insolvency Resolution Process during the second monitoring committee meeting on September 15, 2025. This reflects ongoing efforts to address financial restructuring.

[ARSSINFRA](#)

- **Vikram Solar Limited**

Vikram Solar will supply 200 MW of high-efficiency modules to AB Energia, as announced in a press release on September 15, 2025. This deal enhances their position in the solar energy market.

[VIKRAMSOLR](#)

Companies with Investor Presentation or Annual Report Entries

- **Polyplex Corporation Limited**

[POLYPLEX](#)

- **Eimco Elecon (India) Limited**

[EIMCOELECO](#)

- **Emkay Global Financial Services Limited**

[EMKAY](#)

Macro/Non-Stock News

- **UCO Bank gets approval to work with sanctioned refiner Nayara**

Indian lender UCO Bank is now allowed to facilitate trade payments for EU-sanctioned Nayara Energy, overcoming obstacles associated with Nayara's ties to Russia's Rosneft. This move could ease payment hurdles for India's Russian oil imports and is being closely watched amid broader US/EU energy sanctions and India-Russia trade strategies.

[Read Here](#)

- **Players as pawns: In a game of posturing, cricketers are reduced to actors in a political theatre**

Cricket players are increasingly driven by political agendas and posturing, reducing their agency in high-profile scenarios as the sport becomes a platform for political display rather than competition amidst geopolitical tensions.

[Read Here](#)

- **AHPI asks Star Health to restore cashless services at hospitals**

The Association of Healthcare Providers India (AHPI) urges Star Health Insurance to reinstate cashless hospitalisation services disrupted in several hospitals, as patients suffer due to out-of-pocket payments, making the move urgent.

[Read Here](#)

- **EU grapples with how to navigate Trump's demands on Russian oil**

The European Union faces diplomatic and policy challenges in responding to ex-President Trump's public demands regarding Russian oil transactions, fueling uncertainty in global oil and financial markets.

[Read Here](#)

- **Investor interest in stressed green power assets grows**

Distressed renewable energy assets in India are attracting growing investor interest amidst reforms and green transition incentives, driven by improvements in regulatory framework, payment security

mechanisms, and global decarbonization imperatives.

[Read Here](#)

- **Banks remain wary of NBFCs despite lower risk weights**

Banks in India continue to approach NBFC lending with caution, even after regulatory relaxation of risk-weight norms, due to past defaults and asset quality worries, which could restrict credit flow to NBFCs.

[Read Here](#)

- **Sanctions-hit Nayara may have to tap PSUs with \$1-2 per barrel discount**

Nayara Energy, affected by Western sanctions, may be forced to sell oil at a discount to Indian PSUs as global buyers shy away, offering \$1-2 per barrel discounts to maintain cash flows and offload inventory.

[Read Here](#)

- **Chip companies grapple with import curbs on raw materials**

Electronics and chip manufacturing firms face production bottlenecks in India due to fresh restrictions on the import of select raw materials, warning of supply chain disruptions and calling for smoother transition policies.

[Read Here](#)

- **Macquarie kickstarts sale of highway assets in India**

Macquarie's Indian infrastructure funds begin asset sale process, unlocking value amid changing regulatory, market, and funding dynamics, with deals expected to interest long-term domestic and foreign infrastructure investors.

[Read Here](#)

- **Presumptive Rules: Tax heat on content creators, consultants**

Indian content creators and consultants face new scrutiny under enhanced presumptive taxation rules, increasing their compliance and liability, impacting sector sentiment with higher tax outgo and better bookkeeping requirements.

[Read Here](#)

- **Centre announces policy to tap geothermal energy**

India's central government has released its much-awaited geothermal energy policy to diversify clean energy sources, outlining incentives, pilot zones, and partnerships to harness subterranean heat for power and heating.

[Read Here](#)

- **Pass on GST relief to policyholders: Govt tells insurers**

The Finance Ministry asks insurers to ensure the benefits of tax cuts are transferred to policyholders quickly and transparently, following the government's decision to slash GST rates on insurance policies.

[Read Here](#)

- **US moves in Bangladesh set off alarm in neighbours India, Myanmar**

Recent US diplomatic and policy overtures to Bangladesh have triggered concern and strategic recalibration in India and Myanmar, who see strategic interests at risk due to increased US attention on security and human rights issues.

[Read Here](#)

For our latest reports and updates, kindly refer to [Ventura Securities Ltd](#)

Disclosures and Disclaimer

Ventura Securities Limited (VSL) is a SEBI registered intermediary offering broking, depository and portfolio management services to clients. VSL is member of BSE, NSE and MCX-SX. VSL is a depository participant of NSDL. VSL states that no disciplinary action whatsoever has been taken by SEBI against it in last five years except administrative warning issued in connection with technical and venial lapses observed while inspection of books of accounts and records. Ventura Commodities Limited, Ventura Guaranty Limited, Ventura Insurance Brokers Limited and Ventura Allied Services Private Limited are associates of VSL. Research Analyst (RA) involved in the preparation of this research report and VSL disclose that neither RA nor VSL nor its associates (i) have any financial interest in the company which is the subject matter of this research report (ii) holds ownership of one percent or more in the securities of subject company (iii) have any material conflict of interest at the time of publication of this research report (iv) have received any compensation from the subject company in the past twelve months (v) have managed or co-managed public offering of securities for the subject company in past twelve months (vi) have received any compensation for investment banking merchant banking or brokerage services from the subject company in the past twelve months (vii) have received any compensation for product or services from the subject company in the past twelve months (viii) have received any compensation or other benefits from the subject company or third party in connection with the research report. RA involved in the preparation of this research report discloses that he / she has not served as an officer, director or employee of the subject company. RA involved in the preparation of this research report and VSL discloses that they have not been engaged in the market making activity for the subject company. Our sales people, dealers, traders and other professionals may provide oral or written market commentary or trading strategies to our clients that reflect opinions that are contrary to the opinions expressed herein. We may have earlier issued or may issue in future reports on the companies covered herein with recommendations/ information inconsistent or different those made in this report. In reviewing this document, you should be aware that any or all of the foregoing, among other things, may give rise to or potential conflicts of interest. We may rely on information barriers, such as "Chinese Walls" to control the flow of information contained in one or more areas within us, or other areas, units, groups or affiliates of VSL. This report is for information purposes only and this document/material should not be construed as an offer to sell or the solicitation of an offer to buy, purchase or subscribe to any securities, and neither this document nor anything contained herein shall form the basis of or be relied upon in connection with any contract or commitment whatsoever. This document does not solicit any action based on the material contained herein. It is for the general information of the clients / prospective clients of VSL. VSL will not treat recipients as clients by virtue of their receiving this report. It does not constitute a personal recommendation or take into account the particular investment objectives, financial situations, or needs of clients / prospective clients. Similarly, this document does not have regard to the specific investment objectives, financial situation/circumstances and the particular needs of any specific person who may receive this document. The securities discussed in this report may not be suitable for all investors. The appropriateness of a particular investment or strategy will depend on an investor's individual circumstances and objectives. Persons who may receive this document should consider and independently evaluate whether it is suitable for his/ her/their particular circumstances and, if necessary, seek professional/financial advice. And such person shall be responsible for conducting his/her/their own investigation and analysis of the information contained or referred to in this document and of evaluating the merits and risks involved in the securities forming the subject matter of this document. The projections and forecasts described in this report were based upon a number of estimates and assumptions and are inherently subject to significant uncertainties and contingencies. Projections and forecasts are necessarily speculative in nature, and it can be expected that one or more of the estimates on which the projections and forecasts were based will not materialize or will vary significantly from actual results, and such variances will likely increase over time. All projections and forecasts described in this report have been prepared solely by the authors of this report independently of the Company. These projections and forecasts were not prepared with a view toward compliance with published guidelines or generally accepted accounting principles. No independent accountants have expressed an opinion or any other form of assurance on these projections or forecasts. You should not regard the inclusion of the projections and forecasts described herein as a representation or warranty by VSL, its associates, the authors of this report or any other person that these projections or forecasts or their underlying assumptions will be achieved. For these reasons, you should only consider the projections and forecasts described in this report after carefully evaluating all of the information in this report, including the assumptions underlying such projections and forecasts. The price and value of the investments referred to in this document/material and the income from them may go down as well as up, and investors may realize losses on any investments. Past performance is not a guide for future performance. Future returns are not guaranteed and a loss of original capital may occur. Actual results may differ materially from those set forth in projections. Forward-looking statements are not predictions and may be subject to change without notice. We do not provide tax advice to our clients, and all investors are strongly advised to consult regarding any potential investment. VSL, the RA involved in the preparation of this research report and its associates accept no liabilities for any loss or damage of any kind arising out of the use of this report. This report/document has been prepared by VSL, based upon information available to the public and sources, believed to be reliable. No representation or warranty, express or implied is made that it is accurate or complete. VSL has reviewed the report and, in so far as it includes current or historical information, it is believed to be reliable, although its accuracy and completeness cannot be guaranteed. The opinions expressed in this document/material are subject to change without notice and have no obligation to tell you when opinions or information in this report change. This report or recommendations or information contained herein do/does not constitute or purport to constitute investment advice in publicly accessible media and should not be reproduced, transmitted or published by the recipient. The report is for the use and consumption of the recipient only. This publication may not be distributed to the public used by the public media without the express written consent of VSL. This report or any portion hereof may not be printed, sold or distributed without the written consent of VSL. This document does not constitute an offer or invitation to subscribe for or purchase or deal in any securities and neither this document nor anything contained herein shall form the basis of any contract or commitment whatsoever. This document is strictly confidential and is being furnished to you solely for your information, may not be distributed to the press or other media and may not be reproduced or redistributed to any other person. The opinions and projections expressed herein are entirely those of the author and are given as part of the normal research activity of VSL and are given as of this date and are subject to change without notice. Any opinion estimate or projection herein constitutes a view as of the date of this report and there can be no assurance that future results or events will be consistent with any such opinions, estimate or projection. This document has not been prepared by or in conjunction with or on behalf of or at the instigation of, or by arrangement with the company or any of its directors or any other person. Information in this document must not be relied upon as having been authorized or approved by the company or its directors or any other person. Any opinions and projections contained herein are entirely those of the authors. None of the company or its directors or any other person accepts any liability whatsoever for any loss arising from any use of this document or its contents or otherwise arising in connection therewith. The information contained herein is not intended for publication or distribution or circulation in any manner whatsoever and any unauthorized reading, dissemination, distribution or copying of this communication is prohibited unless otherwise expressly authorized. Please ensure that you have read "Risk Disclosure Document for Capital Market and Derivatives Segments" as prescribed by Securities and Exchange Board of India before investing in Securities Market.

Ventura Securities Limited - SEBI Registration No.: INH000001634*Corporate Office: I-Think Techno Campus, 8th Floor, 'B' Wing, Off Pokhran Road No 2, Eastern Express Highway, Thane (W) – 400608*